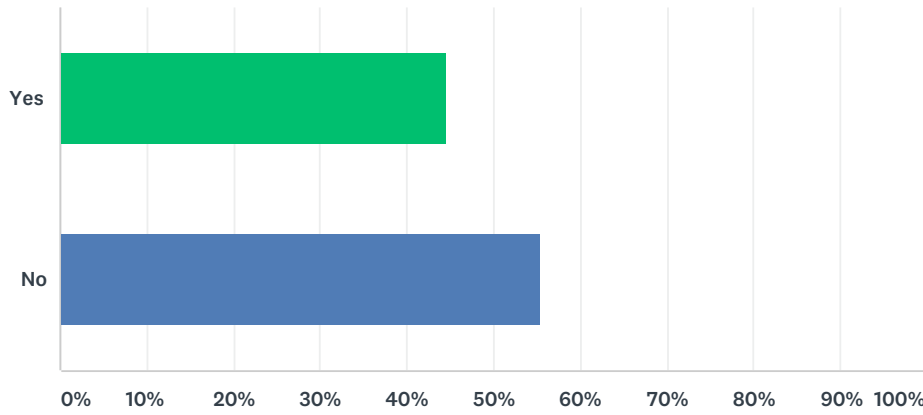


# Sunrise Solar Solutions Survey: **WHY SOLAR?**



# Q1 Are you interested in a community solar program?

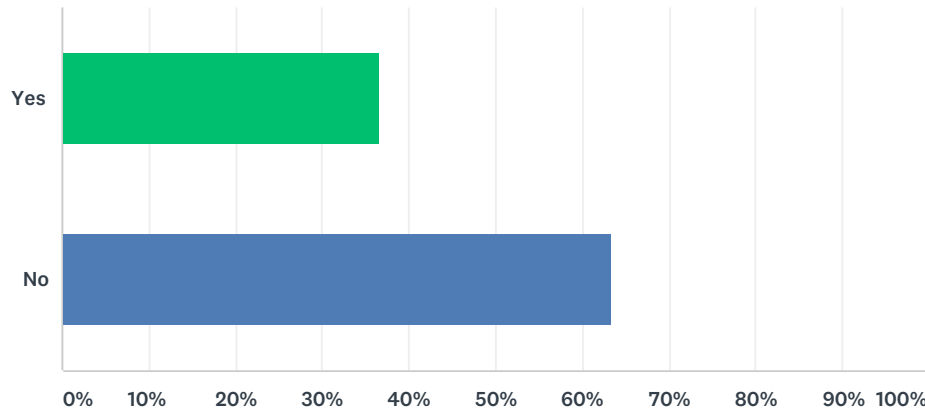
Answered: 101 Skipped: 0



| ANSWER CHOICES | RESPONSES |     |
|----------------|-----------|-----|
| Yes            | 44.55%    | 45  |
| No             | 55.45%    | 56  |
| TOTAL          |           | 101 |

## Q2 Have you previously considered solar for your residence?

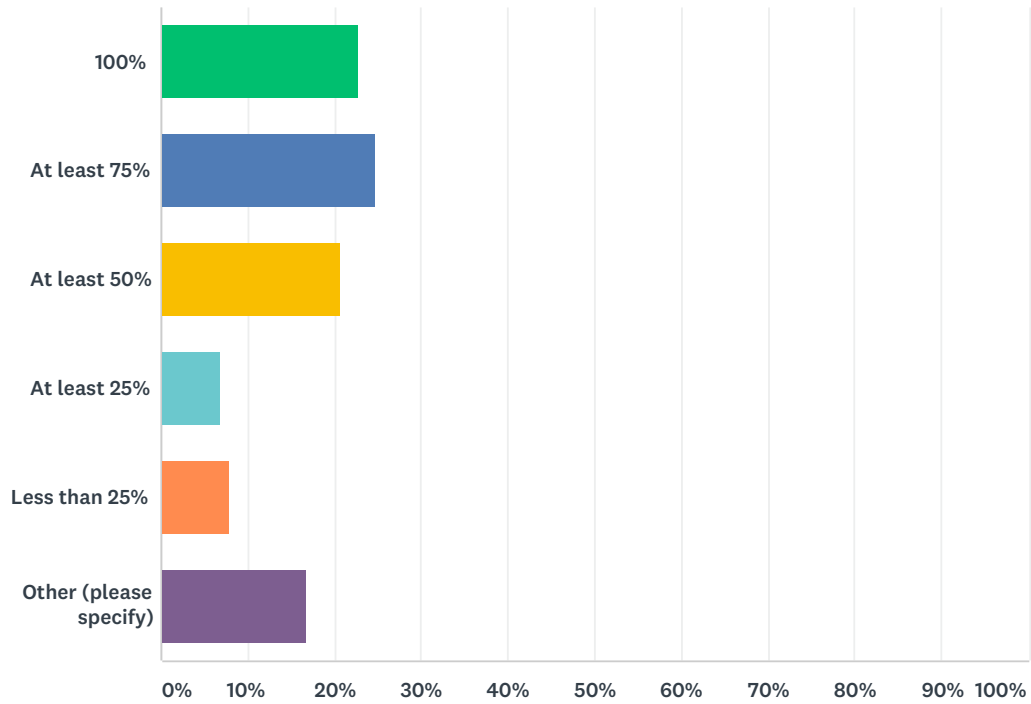
Answered: 101 Skipped: 0



| ANSWER CHOICES | RESPONSES |     |
|----------------|-----------|-----|
| Yes            | 36.63%    | 37  |
| No             | 63.37%    | 64  |
| TOTAL          |           | 101 |

### Q3 How much of your electricity would you want to come from solar?

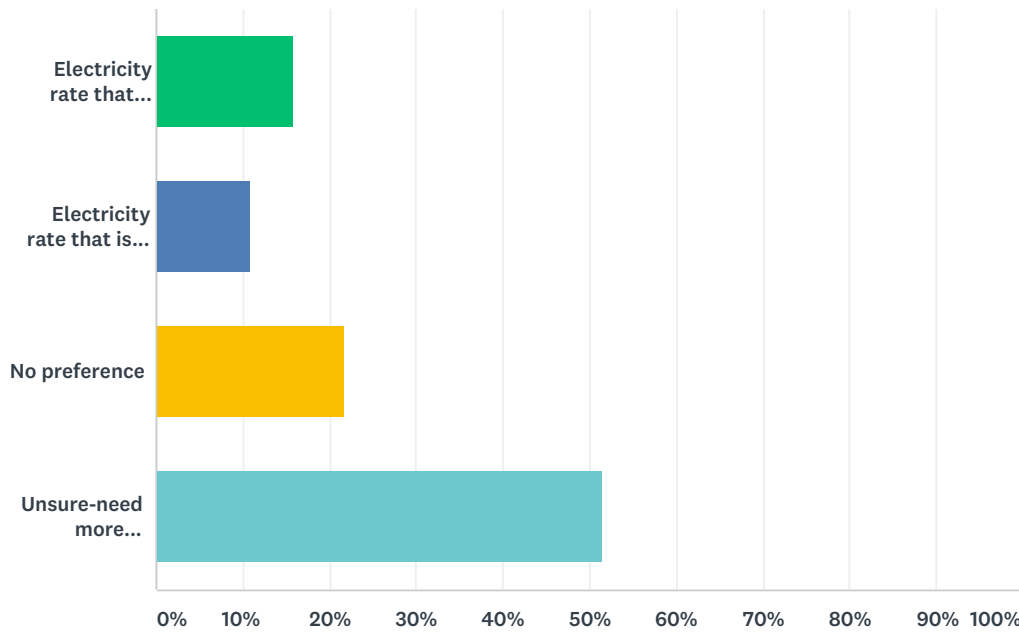
Answered: 101 Skipped: 0



| ANSWER CHOICES         | RESPONSES |            |
|------------------------|-----------|------------|
| 100%                   | 22.77%    | 23         |
| At least 75%           | 24.75%    | 25         |
| At least 50%           | 20.79%    | 21         |
| At least 25%           | 6.93%     | 7          |
| Less than 25%          | 7.92%     | 8          |
| Other (please specify) | 16.83%    | 17         |
| <b>TOTAL</b>           |           | <b>101</b> |

### Q4 Would you be interested in an electricity rate that floats at a discount or is fixed with your utility company with small yearly rate increases?

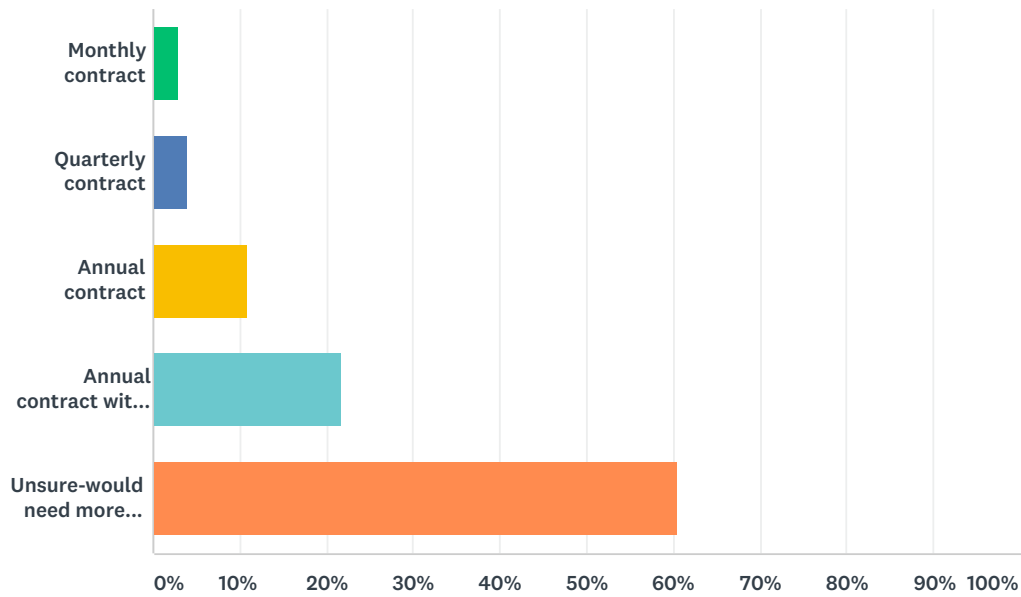
Answered: 101 Skipped: 0



| ANSWER CHOICES   | RESPONSES |            |
|--|-----------|------------|
| Electricity rate that floats at a discount               | 15.84%    | 16         |
| Electricity rate that is fixed with small rate increases | 10.89%    | 11         |
| No preference  | 21.78%    | 22         |
| Unsure-need more information                             | 51.49%    | 52         |
| <b>TOTAL</b>   |           | <b>101</b> |

### Q5 Would you be interested in a monthly, quarterly, or annual contract? If longer term, would you expect a lower yearly rate increase?

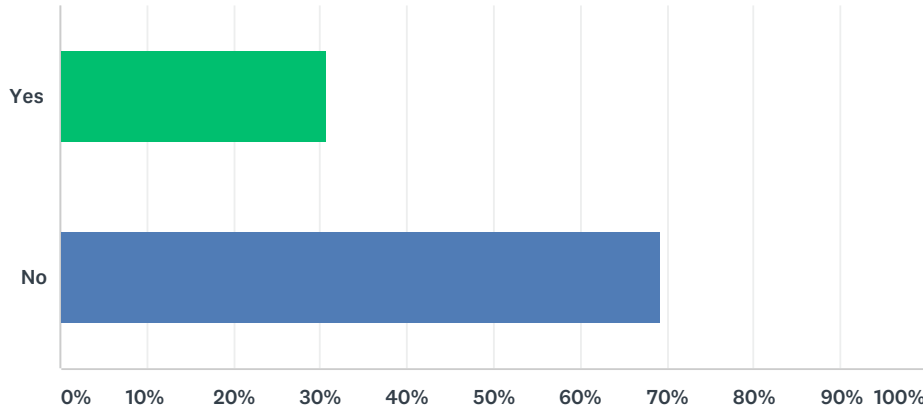
Answered: 101 Skipped: 0



| ANSWER CHOICES                                      | RESPONSES |            |
|---|-----------|------------|
| Monthly contract                                    | 2.97%     | 3          |
| Quarterly contract                                  | 3.96%     | 4          |
| Annual contract                                     | 10.89%    | 11         |
| Annual contract with lower yearly rate increases    | 21.78%    | 22         |
| Unsure-would need more information on contact rates | 60.40%    | 61         |
| <b>TOTAL</b>  |           | <b>101</b> |

### Q6 Would you be willing to commit to a two-month deposit for energy?

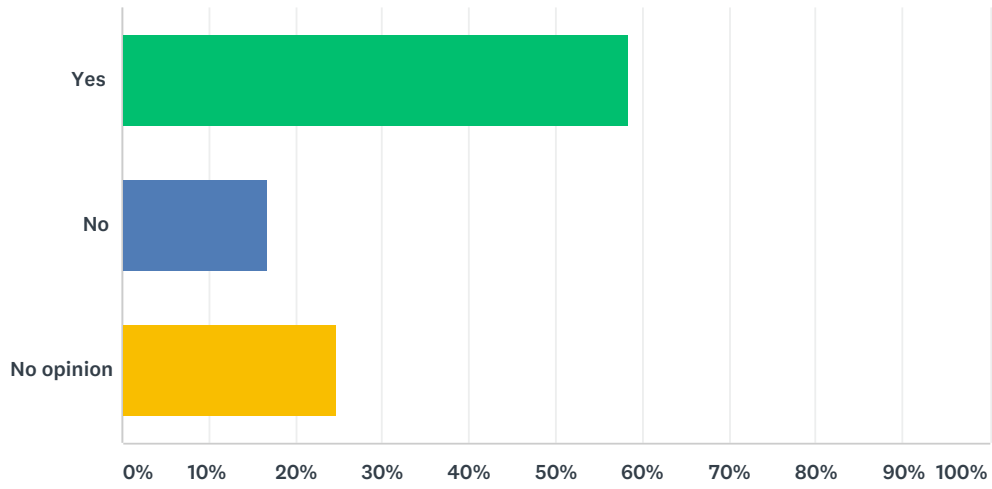
Answered: 101 Skipped: 0



| ANSWER CHOICES | RESPONSES |     |
|----------------|-----------|-----|
| Yes            | 30.69%    | 31  |
| No             | 69.31%    | 70  |
| TOTAL          |           | 101 |

### Q7 Would you like level payments across all 12 months?

Answered: 101 Skipped: 0

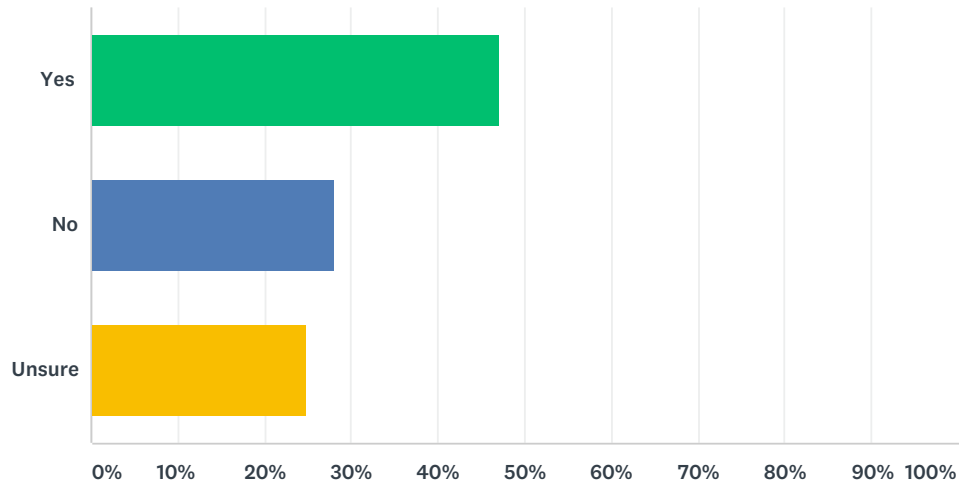


| ANSWER CHOICES | RESPONSES |     |
|----------------|-----------|-----|
| Yes            | 58.42%    | 59  |
| No             | 16.83%    | 17  |
| No opinion     | 24.75%    | 25  |
| TOTAL          |           | 101 |



### Q8 Do you think you will be living in your home five years from now?

Answered: 100 Skipped: 1



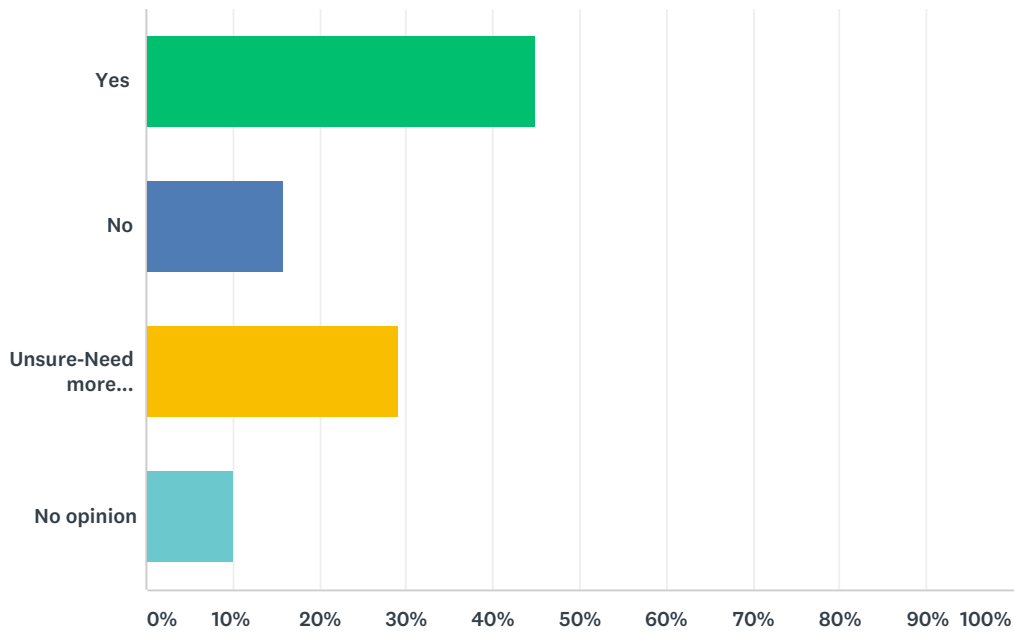
| ANSWER CHOICES | RESPONSES |     |
|----------------|-----------|-----|
| Yes            | 47.00%    | 47  |
| No             | 28.00%    | 28  |
| Unsure         | 25.00%    | 25  |
| TOTAL          |           | 100 |

## Q9 What are your concerns about a community solar farm, if any?

Answered: 61 Skipped: 40

### Q10 Should some of the energy be set aside for low-income customers at a greater discount?

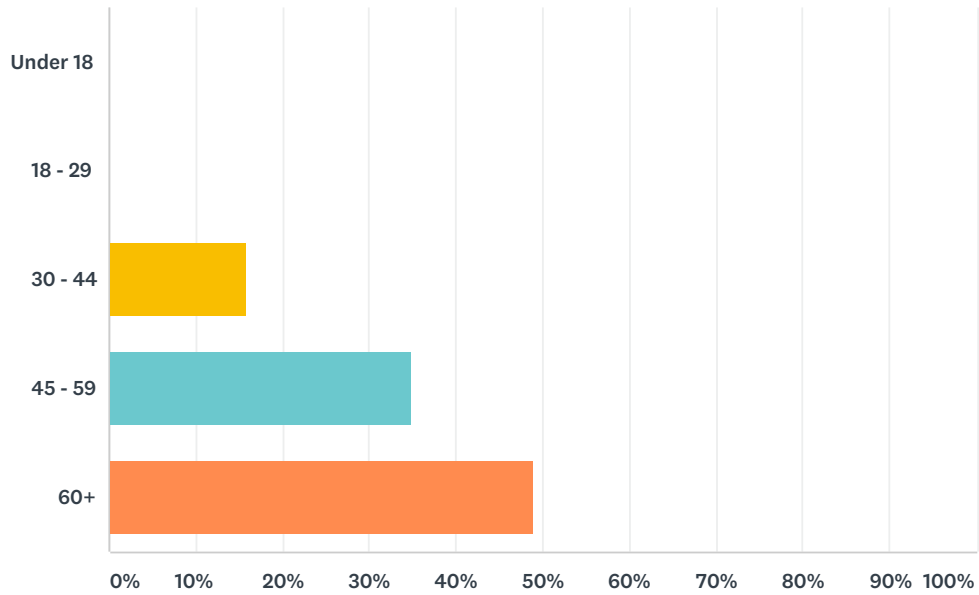
Answered: 100 Skipped: 1



| ANSWER CHOICES  | RESPONSES |            |
|---|-----------|------------|
| Yes   | 45.00%    | 45         |
| No  | 16.00%    | 16         |
| Unsure-Need more information regarding discounts and cost | 29.00%    | 29         |
| No opinion  | 10.00%    | 10         |
| <b>TOTAL</b>  |           | <b>100</b> |

### Q11 What is your age?

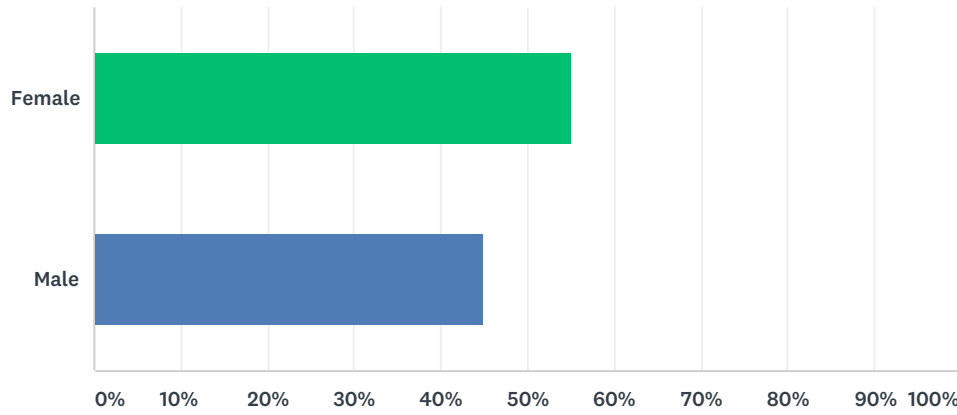
Answered: 100 Skipped: 1



| ANSWER CHOICES | RESPONSES |
|----------------|-----------|
| Under 18       | 0.00% 0   |
| 18 - 29        | 0.00% 0   |
| 30 - 44        | 16.00% 16 |
| 45 - 59        | 35.00% 35 |
| 60+            | 49.00% 49 |
| TOTAL          | 100       |

### Q12 What is your gender?

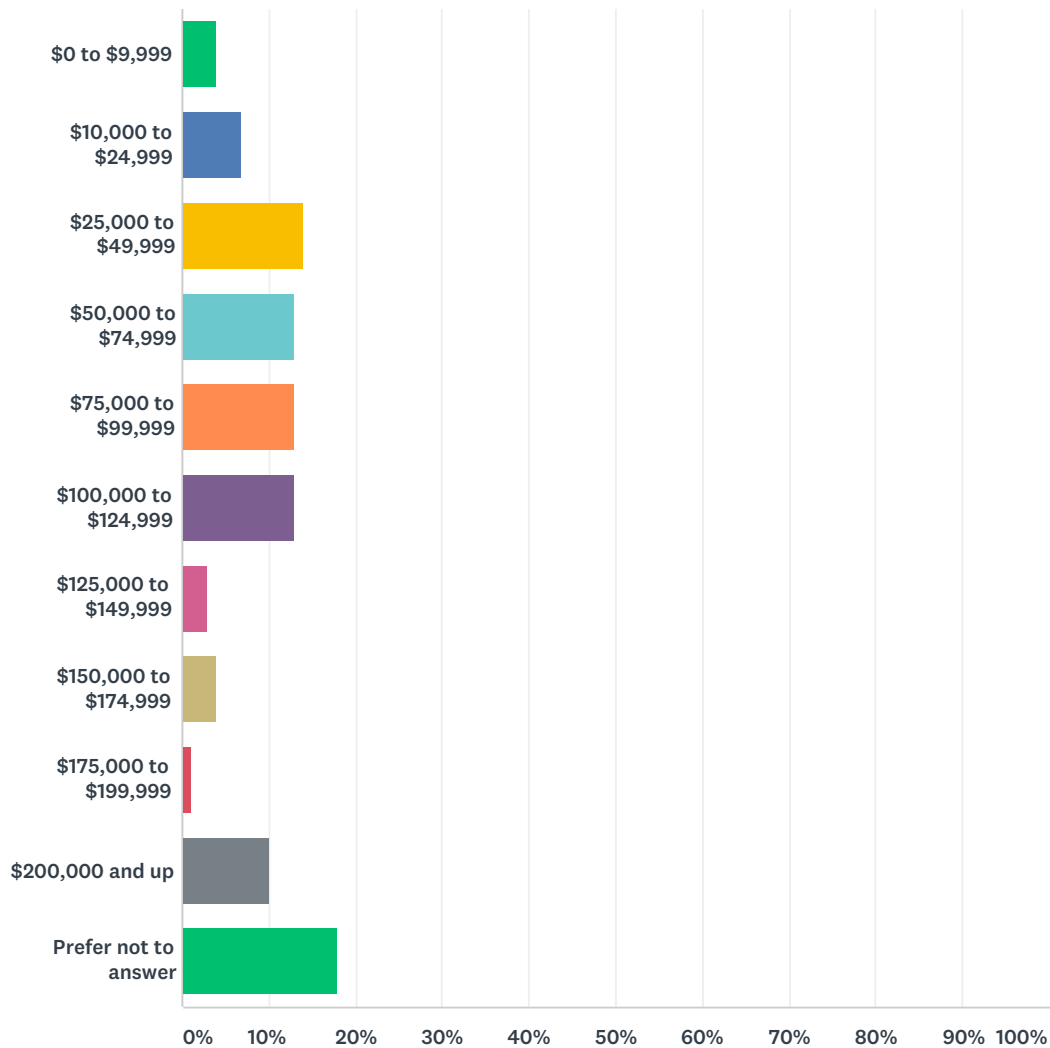
Answered: 100 Skipped: 1



| ANSWER CHOICES | RESPONSES |     |
|----------------|-----------|-----|
| Female         | 55.00%    | 55  |
| Male           | 45.00%    | 45  |
| TOTAL          |           | 100 |

### Q13 How much total combined money did all members of your HOUSEHOLD earn last year?

Answered: 100 Skipped: 1



| ANSWER CHOICES         | RESPONSES |
|------------------------|-----------|
| \$0 to \$9,999         | 4.00% 4   |
| \$10,000 to \$24,999   | 7.00% 7   |
| \$25,000 to \$49,999   | 14.00% 14 |
| \$50,000 to \$74,999   | 13.00% 13 |
| \$75,000 to \$99,999   | 13.00% 13 |
| \$100,000 to \$124,999 | 13.00% 13 |
| \$125,000 to \$149,999 | 3.00% 3   |
| \$150,000 to \$174,999 | 4.00% 4   |
| \$175,000 to \$199,999 | 1.00% 1   |

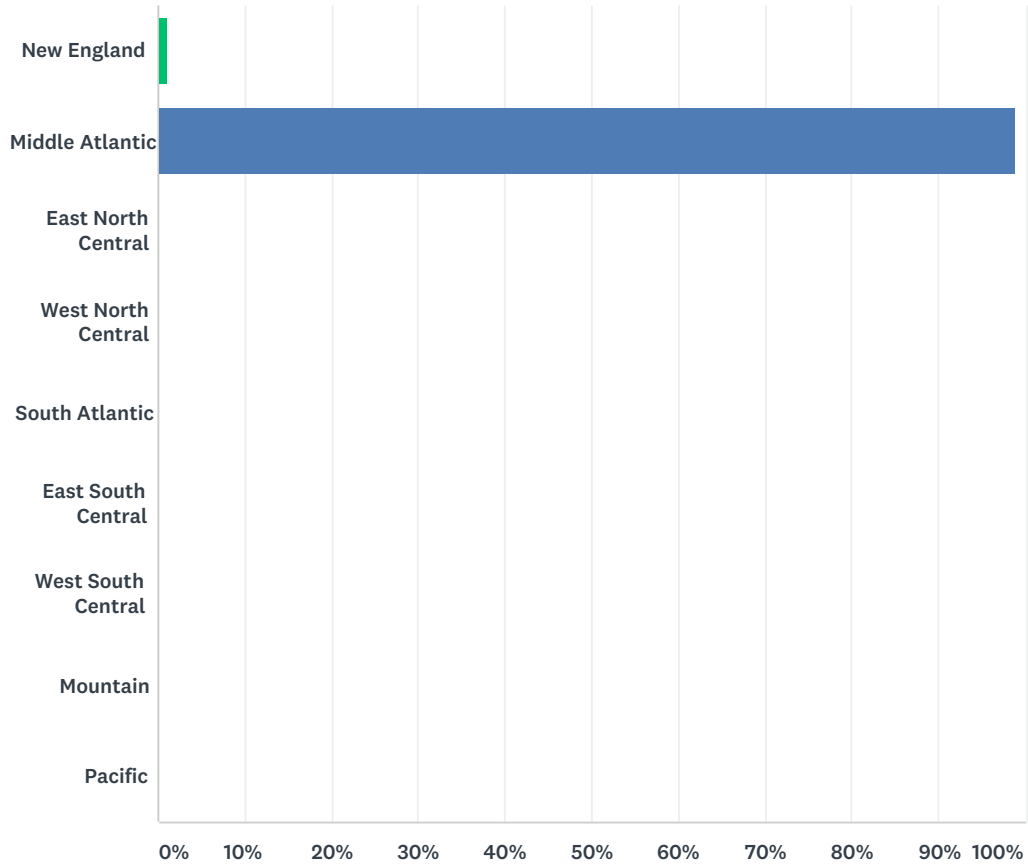
## Interest in Community Shared Solar Programs

SurveyMonkey

|                      |        |     |
|----------------------|--------|-----|
| \$200,000 and up     | 10.00% | 10  |
| Prefer not to answer | 18.00% | 18  |
| TOTAL                |        | 100 |

### Q14 US Region

Answered: 100 Skipped: 1

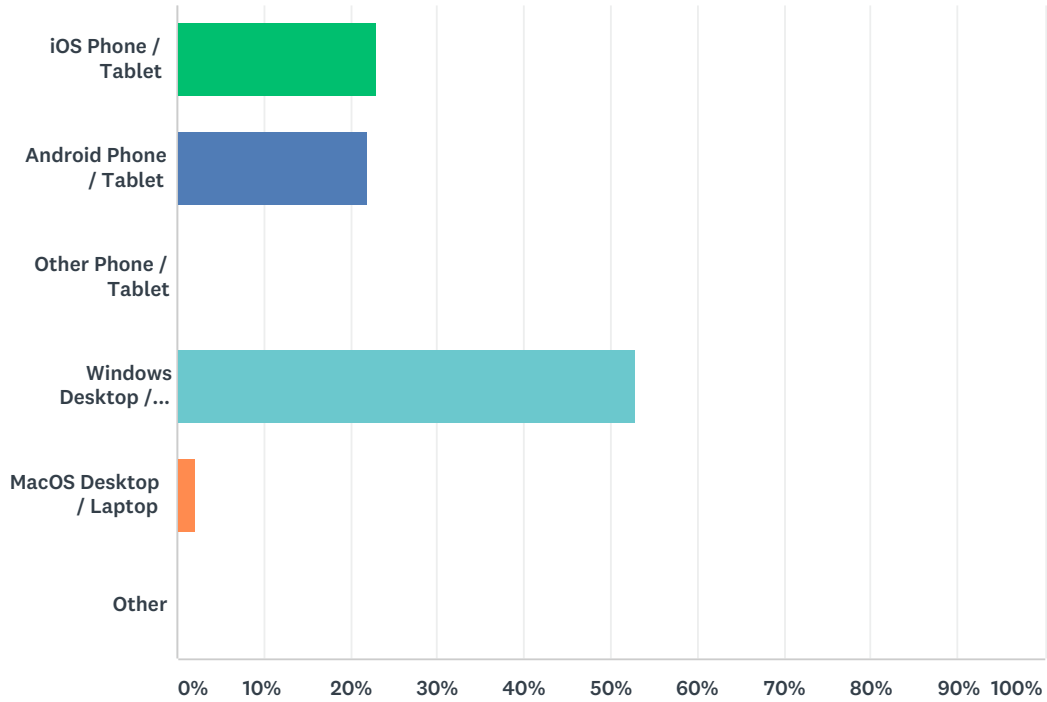


| ANSWER CHOICES     | RESPONSES |            |
|--------------------|-----------|------------|
| New England        | 1.00%     | 1          |
| Middle Atlantic    | 99.00%    | 99         |
| East North Central | 0.00%     | 0          |
| West North Central | 0.00%     | 0          |
| South Atlantic     | 0.00%     | 0          |
| East South Central | 0.00%     | 0          |
| West South Central | 0.00%     | 0          |
| Mountain           | 0.00%     | 0          |
| Pacific            | 0.00%     | 0          |
| <b>TOTAL</b>       |           | <b>100</b> |



### Q15 Device Types

Answered: 100 Skipped: 1



| ANSWER CHOICES           | RESPONSES |            |
|--------------------------|-----------|------------|
| iOS Phone / Tablet       | 23.00%    | 23         |
| Android Phone / Tablet   | 22.00%    | 22         |
| Other Phone / Tablet     | 0.00%     | 0          |
| Windows Desktop / Laptop | 53.00%    | 53         |
| MacOS Desktop / Laptop   | 2.00%     | 2          |
| Other                    | 0.00%     | 0          |
| <b>TOTAL</b>             |           | <b>100</b> |